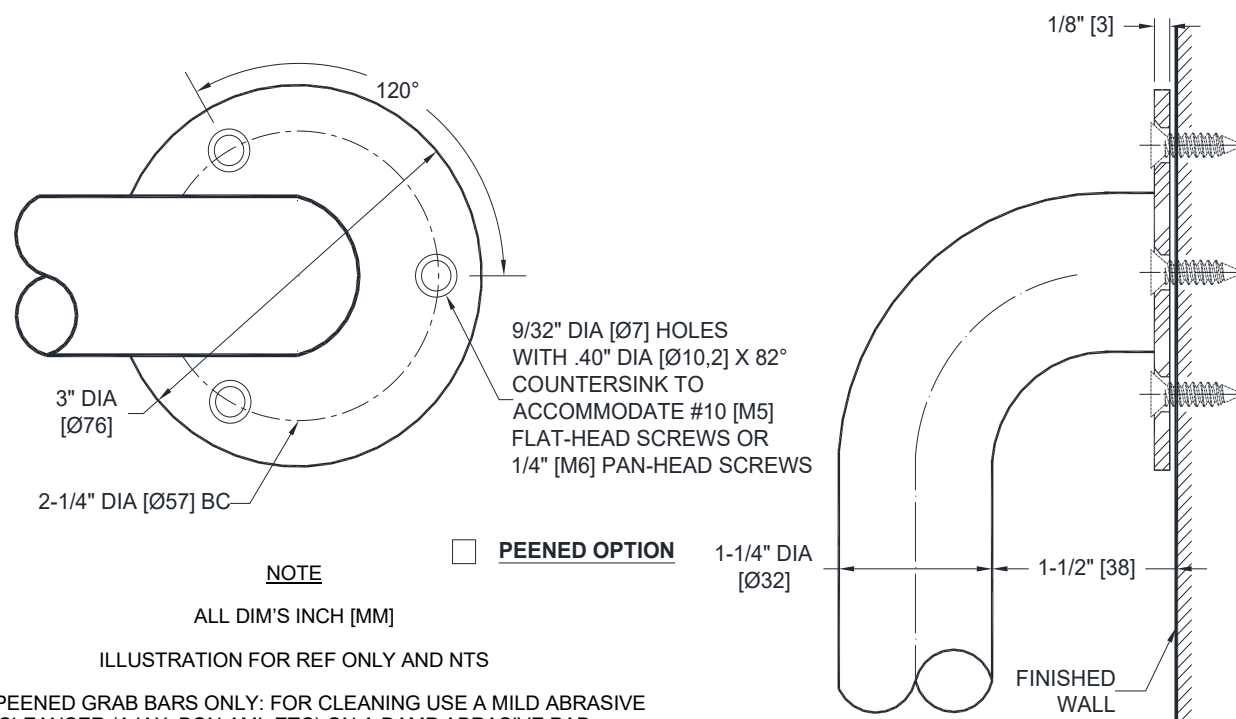


	MODEL №:	3400
	ISSUED:	01-87
	REVISED:	28 JUN 2019

1-1/4" DIA [Ø32] GRAB BAR SERIES WITH FLANGES FOR EXPOSED MOUNTING



SPECIFICATION

Grab Bar with Flanges for Exposed Mounting shall be type 304 stainless steel alloy 18-8. Tubing shall be 1-1/4" Dia [Ø32] x 18 gage. Flange shall be 11 gage 1/8" [3] thick and shall be Heliarc welded to tubing with a continuous concealed bead. Flanges shall have three (3) 9/32" Dia [Ø7] countersunk mounting holes to accommodate 1/4" Dia [Ø6] pan-head or № 10 self-threading flat-head or oval-head mounting screws (not provided). All exposed surfaces shall be satin finish and shall be protected during shipment with a plastic bag. For optional non-slip surface add suffix **-P** (peened).

1-1/4" Dia [Ø32] Grab bar with Flanges for Exposed Mounting shall be Series № 3400 of American Specialties, Inc., 441 Saw Mill River Road, Yonkers, New York 10701- 4913

STRENGTH

ASI Grab Bars are designed to meet and exceed ADA requirements as published in CABO/ANSI A117.1 and 2010 ADA Accessibility Standards. Mounting to the wall is a critical part of the system to meet this requirement. To withstand the shear, tension or pullout, and torsion loads generated by the maximum loading, the fastener system must be adequately sized.

INSTALLATION

Use grab bar as template to mark mounting holes locations and pre-drill holes. Install bar using three (3) № 10 self-threading flat-head or oval-head screws (by others) or other fastener system (by others) to suit conditions for each flange. Appropriate anchoring and backing must be provided in accordance with local building codes or as specified on Architects Plans prior to wall finishing. For compliance with 2010 ADA Accessibility Standards and ABA Standards 2015 install unit so that the top of the grab bar is 33" [840] min AFF (Above Finished Floor) to 36" [915] max AFF. Anchors are available from ASI and must be specified separately for each grab bar style scheduled (see 3900 series).

AMERICAN SPECIALTIES, INC.
 441 Saw Mill River Road, Yonkers, NY 10701
 (914) 476.9000 • (914) 476.0688
 www.americanspecialties.com

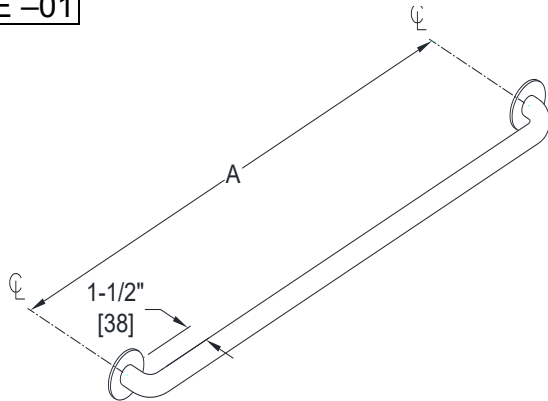
MODEL №: GRABBAR CONFIG

ISSUED: 09-96

REVISED: 28 JUN 2019

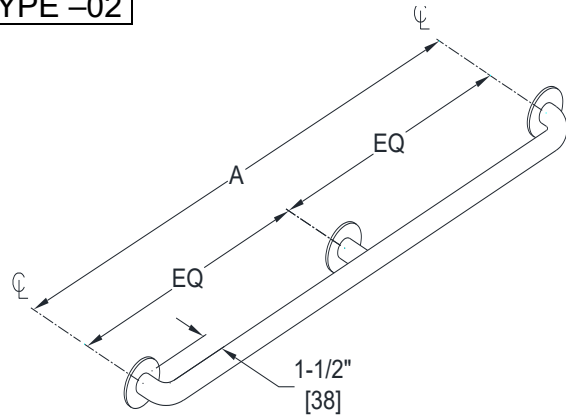
GRAB BAR CONFIGURATIONS (Pg 1 of 3)

TYPE -01



SCHEDULE			
QTY.	DIM. A	QTY.	DIM. A
	12" [305]		36" [914]
	18" [457]		42" [1067]
	24" [610]		48" [1219]
	30" [762]		

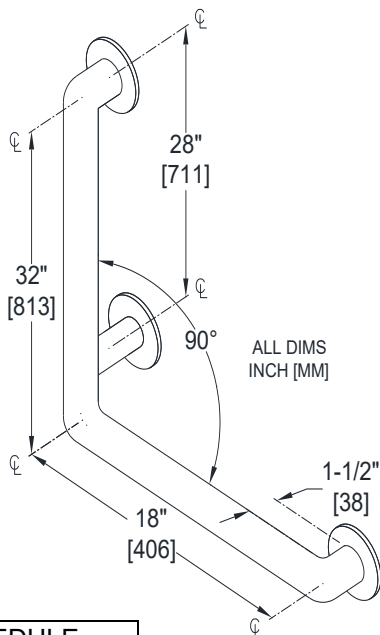
TYPE -02



SCHEDULE	
QTY.	DIM. A
	52" [1321]
	54" [1372]
	60" [1524]
	72" [1829]

TYPE -04

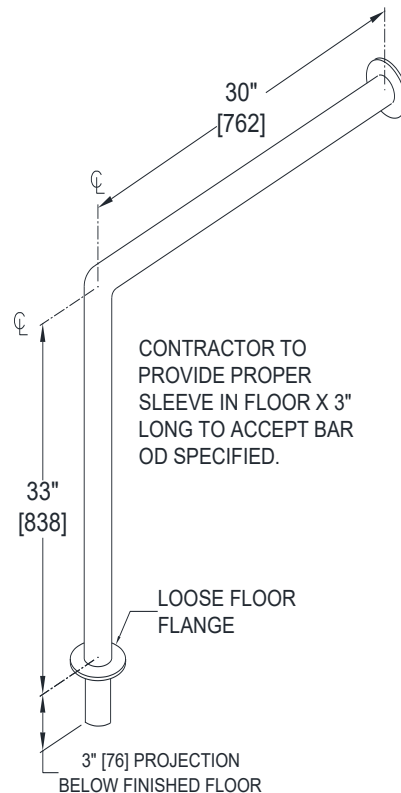
LH SHOWN
RH OPPOSITE



SCHEDULE	
QTY.	HAND
	LH
	RH

MODEL № MUST
SPECIFY -LH OR -RH

TYPE -15



AMERICAN SPECIALTIES, INC.
 441 Saw Mill River Road, Yonkers, NY 10701
 (914) 476.9000 • (914) 476.0688
 www.americanspecialties.com

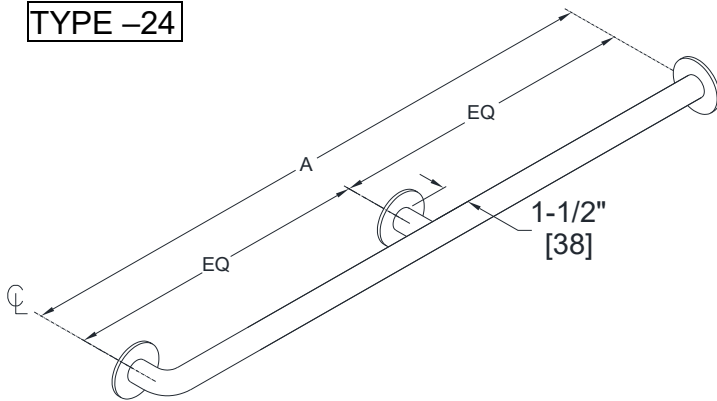
MODEL №: GRABBAR CONFIG

ISSUED: 09-96

REVISED: 28 JUN 2019

GRAB BAR CONFIGURATIONS (Pg 2 of 3)

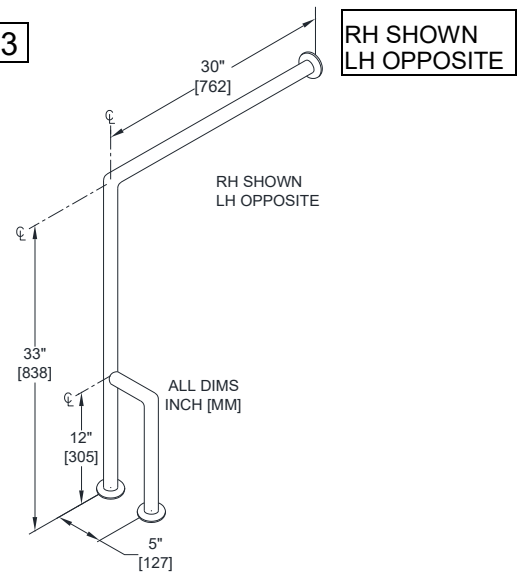
TYPE -24



* No center support

SCHEDULE			
QTY.	DIM. A	QTY.	DIM. A
	12" [305]*		36" [914]
	18" [457]*		42" [1067]
	24" [610]		48" [1219]
	30" [762]		54" [1372]

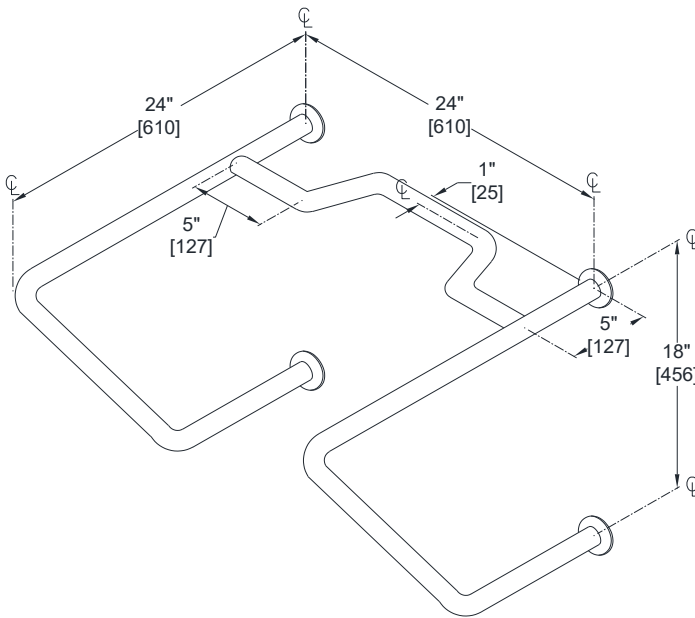
TYPE -33



MODEL № MUST SPECIFY LH OR -RH

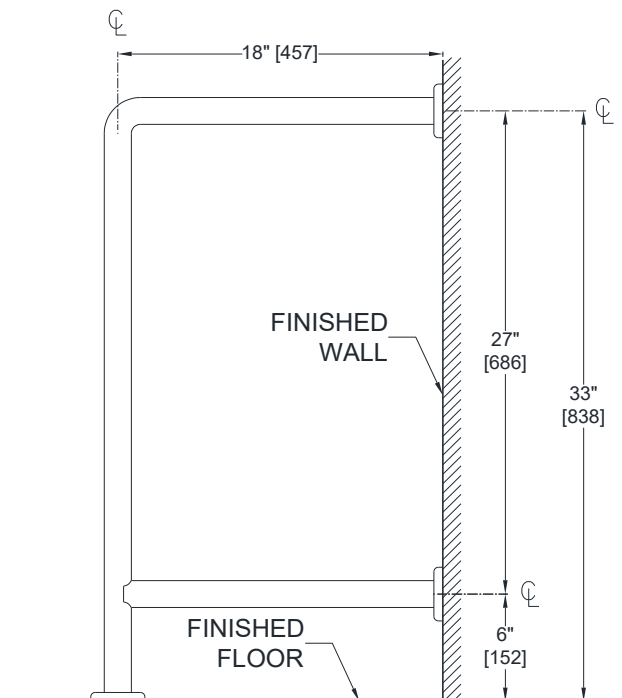
SCHEDULE	
QTY.	HAND
	LH
	RH

TYPE -34



FOR BEDPAN FLUSH VALVE USE

TYPE -75



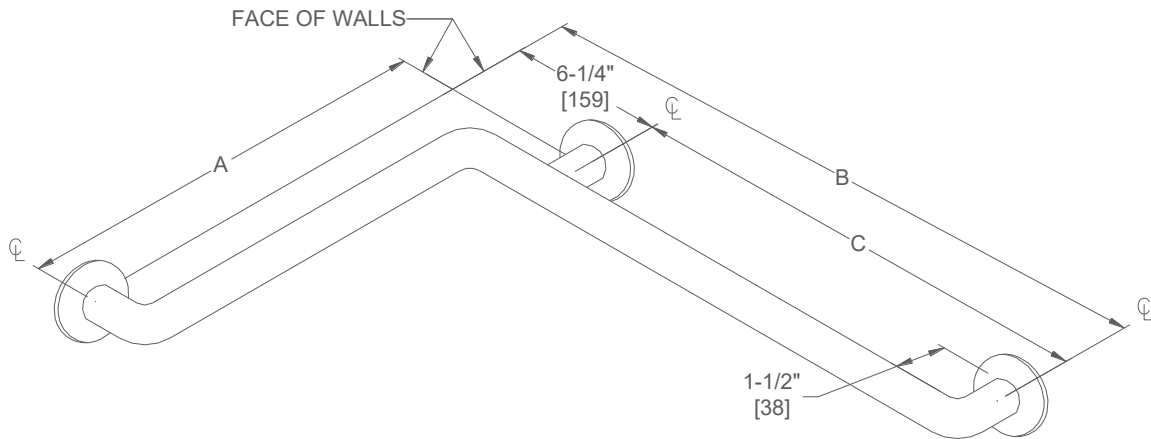
AMERICAN SPECIALTIES, INC.
 441 Saw Mill River Road, Yonkers, NY 10701
 (914) 476.9000 • (914) 476.0688
 www.americanspecialties.com

MODEL №: GRABBAR CONFIG

ISSUED: 09-96

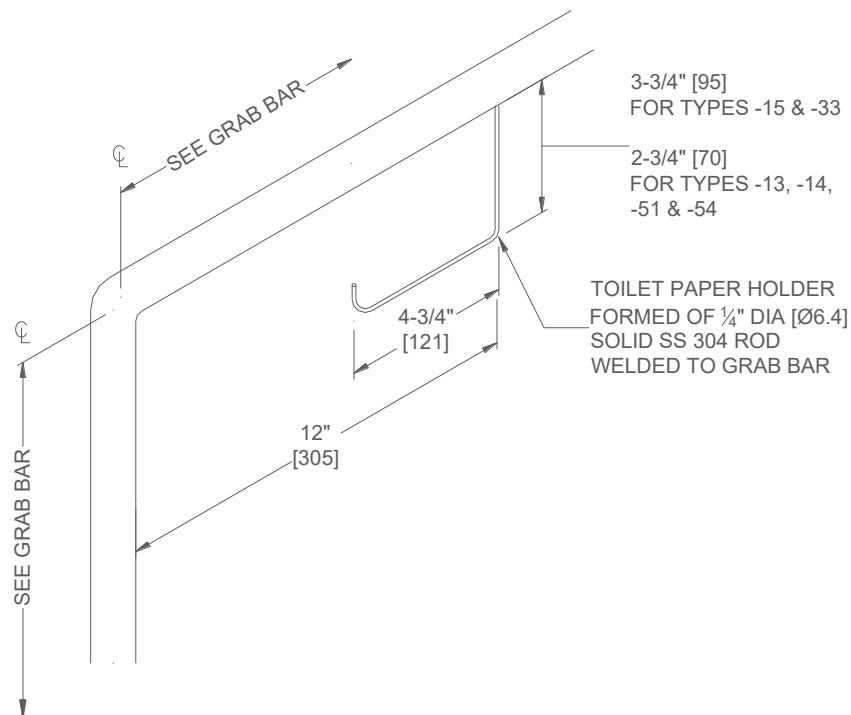
REVISED: 28 JUN 2019

GRAB BAR CONFIGURATIONS (Pg 3 of 3)



SCHEDULE				
QTY	TYPE	A	B	C
	50	24" [610]	36" [914]	29-3/4" [756]
	56	36" [914]	54" [1372]	47-3/4" [1213]
	57	42" [1069]	54" [1372]	47-3/4" [1213]
	60	18" [457]	30" [762]	23-3/4" [603]
	74	18-1/8" [460]	33-1/8" [841]	26-7/8" [683]

OPTION -25



Option -25 Toilet Paper Holder is welded on to Grab Bars of the Swing Up or Swing Away configurations 3413, 3451, 3454 and Fixed Types -15, -33